

PRODUCT MONOGRAPH  
INCLUDING PATIENT MEDICATION INFORMATION

 **ESTROGEL**<sup>®</sup>

17 $\beta$ -estradiol, as estradiol hemihydrate  
Transdermal gel, 0.06% w/w

Estrogen

Organon Canada Inc.  
16766 Trans-Canada highway  
Kirkland QC H9H 4M7

Date of Initial Approval:  
September 15, 1998

Date of Revision:  
MAR 06, 2024

Submission Control No: 280464

## RECENT MAJOR LABEL CHANGES

4 Dosage and Administration, 4.1 Dosing considerations	08/2023
7 Warnings and Precautions	08/2023

## TABLE OF CONTENTS

Sections or subsections that are not applicable at the time of authorization are not listed.

<b>RECENT MAJOR LABEL CHANGES</b> .....	<b>2</b>
<b>TABLE OF CONTENTS</b> .....	<b>2</b>
<b>PART I: HEALTH PROFESSIONAL INFORMATION</b> .....	<b>4</b>
<b>1 INDICATIONS</b> .....	<b>4</b>
1.1 Pediatrics.....	4
1.2 Geriatrics .....	4
<b>2 CONTRAINDICATIONS</b> .....	<b>4</b>
<b>3 SERIOUS WARNINGS AND PRECAUTIONS BOX</b> .....	<b>4</b>
<b>4 DOSAGE AND ADMINISTRATION</b> .....	<b>5</b>
4.1 Dosing Considerations .....	5
4.2 Recommended Dose and Dosage Adjustment .....	6
4.4 Administration.....	6
4.5 Missed Dose.....	6
<b>5 OVERDOSAGE</b> .....	<b>7</b>
<b>6 DOSAGE FORMS, STRENGTHS, COMPOSITION AND PACKAGING</b> .....	<b>7</b>
<b>7 WARNINGS AND PRECAUTIONS</b> .....	<b>7</b>
7.1 Special Populations .....	13
7.1.1 Pregnant Women .....	13
7.1.2 Breastfeeding .....	14
7.1.3 Pediatrics.....	14
7.1.4 Geriatrics .....	14
<b>8 ADVERSE REACTIONS</b> .....	<b>14</b>
8.1 Adverse Reaction Overview .....	14
8.2 Clinical Trial Adverse Reactions.....	15
<b>9 DRUG INTERACTIONS</b> .....	<b>17</b>
9.2 Drug Interactions Overview .....	17
9.3 Drug-Behavioral Interactions .....	17
9.4 Drug-Drug Interactions .....	17
9.5 Drug-Food Interactions.....	19
9.6 Drug-Herb Interactions .....	20
9.7 Drug-Laboratory Test Interactions.....	20
<b>10 CLINICAL PHARMACOLOGY</b> .....	<b>21</b>
10.1 Mechanism of Action .....	21
10.2 Pharmacodynamics .....	21
10.3 Pharmacokinetics .....	21

<b>11</b>	<b>STORAGE, STABILITY AND DISPOSAL.....</b>	<b>24</b>
<b>12</b>	<b>SPECIAL HANDLING INSTRUCTIONS.....</b>	<b>24</b>
	<b>PART II: SCIENTIFIC INFORMATION.....</b>	<b>25</b>
<b>13</b>	<b>PHARMACEUTICAL INFORMATION.....</b>	<b>25</b>
<b>14</b>	<b>CLINICAL TRIALS .....</b>	<b>25</b>
	14.1 Clinical Trial by Indication.....	25
<b>16</b>	<b>NON-CLINICAL TOXICOLOGY .....</b>	<b>30</b>
	<b>PATIENT MEDICATION INFORMATION .....</b>	<b>32</b>

## PART I: HEALTH PROFESSIONAL INFORMATION

### 1 INDICATIONS

**ESTROGEL**<sup>®</sup> (17 $\beta$ -estradiol transdermal gel) is indicated for:

- replacement therapy in naturally occurring or surgically induced estrogen deficiency states associated with menopausal and postmenopausal symptoms, e.g. hot flushes, sleep disturbances and atrophic vaginitis.

ESTROGEL<sup>®</sup> should be prescribed with an appropriate dosage of progestin for women with intact uteri in order to prevent endometrial hyperplasia/carcinoma.

#### 1.1 Pediatrics

*Pediatrics:* ESTROGEL<sup>®</sup> should not be used in children

#### 1.2 Geriatrics

*Geriatrics:* No clinical studies were conducted to evaluate the effect of ESTROGEL<sup>®</sup> on women more than 65 years old.

### 2 CONTRAINDICATIONS

Estrogen and Estrogen/Progestin combinations are contraindicated in patients with any of the following disorders:

- Hypersensitivity to this drug or to any ingredient in the formulation or component of the container. For a complete listing, see the [DOSAGE FORMS, STRENGTHS, COMPOSITION AND PACKAGING](#) section of the product monograph.
- Liver dysfunction or disease as long as liver function tests have failed to return to normal.
- Known or suspected estrogen-dependent or progestin-dependent malignant neoplasia (e.g. endometrial cancer).
- Endometrial hyperplasia.
- Known, suspected, or past history of breast cancer.
- Undiagnosed abnormal genital bleeding.
- Known or suspected pregnancy.
- Active or past history of arterial thromboembolic disease (e.g. stroke, myocardial infarction, coronary heart disease (CHD)).
- Active or past history of confirmed venous thromboembolism (such as deep venous thrombosis or pulmonary embolism) or active thrombophlebitis.
- Partial or complete loss of vision due to ophthalmic vascular disease.
- Breast-feeding.
- Classical migraine

### 3 SERIOUS WARNINGS AND PRECAUTIONS BOX

#### Serious Warnings and Precautions

The Women's Health Initiative (WHI) trial examined the health benefits and risks of oral combined estrogen plus progestin therapy (n=16,608) and oral estrogen-alone therapy (n=10,739) in postmenopausal women aged 50 to 79 years.

The estrogen plus progestin arm of the WHI trial (mean age 63.3 years) indicated an increased risk of myocardial infarction (MI), stroke, invasive breast cancer, pulmonary emboli and deep vein thrombosis in postmenopausal women receiving treatment with combined conjugated equine estrogens (CEE, 0.625 mg/day) and medroxyprogesterone acetate (MPA, 2.5 mg/day) for 5.2 years compared to those receiving placebo.

The estrogen-alone arm of the WHI trial (mean age 63.6 years) indicated an increased risk of stroke and deep vein thrombosis in hysterectomized women treated with CEE-alone (0.625 mg/day) for 6.8 years compared to those receiving placebo.

Therefore, the following should be given serious consideration at the time of prescribing:

- Estrogens with or without progestins **should not** be prescribed for primary or secondary prevention of cardiovascular diseases.
- Estrogens with or without progestins should be prescribed at **the lowest effective dose** for the approved indication.
- Estrogens with or without progestins should be prescribed for **the shortest period** possible for the recognized indication.

## 4 DOSAGE AND ADMINISTRATION

### 4.1 Dosing Considerations

Because of the variable absorption of ESTROGEL<sup>®</sup> between individuals due to the technique of self administration on the skin, it is recommended to obtain measurement of serum estradiol level after initiation of treatment. This measurement should be done when the patient has developed her technique for ESTROGEL<sup>®</sup> application when she comes for her regular follow-up visit. This measurement should be similar to the serum estradiol level normally produced by the ovary before menopause during the middle part of the follicular phase of the menstrual cycle (150-400 pmol/L).

In women who are not currently taking oral estrogens, treatment with ESTROGEL<sup>®</sup> can be initiated at once. In women who are currently taking oral estrogen, treatment with ESTROGEL<sup>®</sup> can be initiated 1 week after withdrawal of oral therapy or sooner if symptoms reappear before the week's end.

In women with intact uteri, a progestin should be sequentially co-administered for a minimum of 12-14 days each cycle to prevent endometrial hyperplasia.

Continuous, non-cyclic therapy may be indicated in hysterectomized women or in cases where the signs and symptoms of estrogen deficiency become problematic during the treatment-free interval.

There have been no reported cases of biologically significant estradiol transfer from a patient using ESTROGEL<sup>®</sup> to their male partner. Patients should be informed that children should not come in contact with the area of the body where ESTROGEL<sup>®</sup> was applied on.

## 4.2 Recommended Dose and Dosage Adjustment

Treatment is usually initiated with 2.5 g ESTROGEL<sup>®</sup>, daily. ESTROGEL<sup>®</sup> is usually administered on a cyclic schedule from day 1 to day 25 of each calendar month or from day 1 to day 21 of a 28-day cycle.

The dose of ESTROGEL<sup>®</sup> should be adjusted as necessary to control symptoms. Attempts to adjust the necessary dosage should be made no later than after two months of treatment. Breast discomfort and/or breakthrough bleeding are generally signs that the dose is too high and needs to be lowered. However, if the selected dose fails to eliminate the signs and symptoms of estrogen deficiency, a higher dose may be prescribed. For maintenance therapy, the lowest effective dose should be used.

## 4.4 Administration

### ESTROGEL<sup>®</sup> Metered-Dose Pump

Two metered-actuations will deliver 2.5 g of gel (1.5 mg E<sub>2</sub>). All of the gel should be applied with the hands over a large area of skin (>2000 cm<sup>2</sup>) in a thin, uniform layer.

To measure a 2.5 g dose of ESTROGEL<sup>®</sup> (1.5 mg E<sub>2</sub>), press firmly on the pump once and apply the gel to one arm. Repeat applying the gel to the opposite arm. It is recommended to apply ESTROGEL<sup>®</sup> to both arms. Alternate sites of application are the abdomen or the inner thighs. It is not necessary to rotate the site of administration. **ESTROGEL<sup>®</sup> must not be applied to the breasts.** ESTROGEL<sup>®</sup> must not be applied to the face or to irritated or damaged skin. Allow the gel to dry approximately 2 minutes before covering with clothing. ESTROGEL<sup>®</sup> does not stain or smell.

When a new metered-dose pump is opened, it may be necessary to prime the pump by pressing the pump once or twice. The first metered-actuation may not be accurate and should therefore be discarded. The pump contains enough gel for approximately a month's use (i.e. 64 metered-actuations). After that, the amount of gel delivered may be lower and thus, it is recommended to change the pump.

ESTROGEL<sup>®</sup> should be prescribed with an appropriate dosage of a progestin for women with intact uteri in order to prevent endometrial hyperplasia/carcinoma. Progestin therapy is not required as part of hormone replacement therapy in women who have had a previous hysterectomy.

## 4.5 Missed Dose

If a dose of ESTROGEL<sup>®</sup> has been missed, the missed dose should be taken as soon as possible. However, if it is almost time for the next dose, the missed dose should be skipped and the regular dosing schedule should be continued. The dose of ESTROGEL<sup>®</sup> should not be doubled.

## 5 OVERDOSAGE

For management of a suspected drug overdose, contact your regional poison control centre.

### Symptoms

Numerous reports of the ingestion of large doses of estrogen products and estrogen-containing oral contraceptives by young children have not revealed acute serious ill effects. Overdosage with estrogen may cause nausea, breast discomfort, fluid retention, abdominal cramps, headache, dizziness, bloating or vaginal bleeding in women.

ESTROGEL<sup>®</sup> does not contain progestins. However, in the case where a progestin is co-administered, progestin (norethindrone acetate) overdosage has been characterized by depressed mood, tiredness, acne and hirsutism.

### Treatment

Symptomatic treatment should be given.

## 6 DOSAGE FORMS, STRENGTHS, COMPOSITION AND PACKAGING

Table 1– Dosage Forms, Strengths, Composition and Packaging

Route of Administration	Dosage Form / Strength	Non-medicinal Ingredients
Transdermal	Gel / 0.06% w/w 17 $\beta$ -estradiol as hemihydrate	Carbopol 980, ethanol, triethanolamine, and purified water

### Packaging

ESTROGEL<sup>®</sup> is packaged in 80 g metered-dose pumps. Each metered-actuation delivers 1.25 g of Gel (0.75 mg of 17 $\beta$ -estradiol).

## 7 WARNINGS AND PRECAUTIONS

### Carcinogenesis and Mutagenesis

#### **Breast Cancer**

Available epidemiological data indicate that the use of combined estrogen plus progestin by postmenopausal women is associated with an increased risk of invasive breast cancer.

In the estrogen plus progestin arm of the WHI trial, among 10,000 women over a one-year period, there were:

- 8 more cases of invasive breast cancer (38 on combined HRT versus 30 on placebo).

The WHI study also reported that the invasive breast cancers diagnosed in the estrogen plus progestin group were similar in histology but were larger (mean [SD], 1.7 cm [1.1] vs 1.5 cm [0.9], respectively; p=0.04) and were at a more advanced stage compared with those diagnosed in the placebo group. The percentage of women with abnormal mammograms (recommendations for short-interval follow-up, a suspicious abnormality, or highly suggestive of

malignancy) was significantly higher in the estrogen plus progestin group versus the placebo group. This difference appeared at year one and persisted in each year thereafter.

In the estrogen-alone arm of the WHI trial, there was no statistically significant difference in the rate of invasive breast cancer in hysterectomized women treated with conjugated equine estrogens versus women treated with placebo.

It is recommended that estrogens not be given to women with existing breast cancer or those with a previous history of the disease. (See [2 CONTRAINDICATIONS](#)).

There is a need for caution in prescribing estrogens for women with known risk factors associated with the development of breast cancer, such as strong family history of breast cancer (first degree relative) or who present a breast condition with an increased risk (abnormal mammograms and/or atypical hyperplasia at breast biopsy).

Other known risk factors for the development of breast cancer such as nulliparity, obesity, early menarche, late age at first full term pregnancy and at menopause should also be evaluated.

It is recommended that women undergo mammography prior to the start of hormone replacement therapy (HRT) and at regular intervals during treatment, as deemed appropriate by the treating physician and according to the perceived risks for each patient.

The overall benefits and possible risks of HRT should be fully considered and discussed with patients. It is important that the modest increased risk of being diagnosed with breast cancer after 4 years of treatment with combined estrogen plus progestin HRT (as reported in the results of WHI-trial) be discussed with the patient and weighed against its known benefits.

Other doses of conjugated estrogens and medroxyprogesterone acetate and other combinations of estrogens and progestins were not studied in the WHI trial. In the absence of comparable data, these risks should be assumed to be similar.

Instructions for regular self-examination of the breasts should be included in this counselling.

### ***Endometrial hyperplasia and endometrial carcinoma***

Estrogen-only HRT increases the risk of endometrial hyperplasia/carcinoma (if taken by women with intact uteri).

There is evidence from several studies that estrogens, unopposed by progestins, increase the risk of carcinoma of the endometrium in humans. However, administration of a progestin for at least the last 12 to 14 days of an estrogen treatment cycle protects the endometrium from hyperplasia and reduces the risk of endometrial hyperplasia/carcinoma cancer to that of untreated women.

Morphological and biochemical studies have shown that 12-14 days of progestin treatment provides maximal control of endometrial mitotic activity. There are possible additional risks, which may be associated with the inclusion of a progestin in estrogen replacement regimens; therefore the manufacturers' labelling should be consulted. The long-term effects generally depend on the dosage and type of progestin used.

Estrogens should be prescribed with an appropriate dosage of a progestin for women with intact



uteri in order to prevent endometrial hyperplasia/carcinoma.

### **Ovarian cancer**

Some recent epidemiological studies have found that the use of hormone replacement therapy (*estrogen-alone* and *estrogen plus progestin* therapies), in particular for five or more years, has been associated with an increased risk of ovarian cancer.

### **Cardiovascular**

The results of the Heart and Estrogen/progestin Replacement Studies (HERS and HERS II) and the Women's Health Initiative (WHI) trial indicate that the use of *estrogen plus progestin* is associated with an increased risk of CHD in postmenopausal women. The results of the WHI trial indicate that the use of *estrogen-alone* and *estrogen plus progestin* is associated with an increased risk of stroke in postmenopausal women.

#### **WHI trial findings**

In the combined *estrogen plus progestin* arm of the WHI trial, among 10,000 women over a one-year period, there were:

- 8 more cases of stroke (29 on combined HRT versus 21 on placebo)
- 7 more cases of CHD (37 on combined HRT versus 30 on placebo).

In the *estrogen-alone* arm of the WHI trial of women with prior hysterectomy, among 10,000 women over a one-year period, there were/was:

- 12 more cases of stroke (44 on *estrogen-alone* therapy versus 32 on placebo)
- no statistically significant difference in the rate of CHD.

#### **HERS and HERS II findings**

In the Heart and Estrogen/progestin Replacement Study (HERS) of postmenopausal woman with documented heart disease (n=2763, average age 66.7 years), a randomized placebo-controlled clinical trial of secondary prevention of CHD, treatment with 0.625 mg/day oral conjugated equine estrogen (CEE) plus 2.5 mg oral medroxyprogesterone acetate (MPA) demonstrated no cardiovascular benefit. Specifically, during an average follow-up of 4.1 years, treatment with CEE plus MPA did not reduce the overall rate of CHD events in postmenopausal women with established CHD. There were more CHD events in the hormone-treated group than in the placebo group in year 1, but not during the subsequent years. From the original HERS trial, 2321 women consented to participate in an open label extension of HERS known as HERS II. Average follow-up in HERS II was an additional 2.7 years, for a total of 6.8 years overall. After 6.8 years, hormone therapy did not reduce the risk of cardiovascular events in women with CHD.

#### **Blood pressure**

Women using hormonal replacement therapy (HRT) sometimes experience increased blood pressure. Blood pressure should be monitored with HRT use. Elevation of blood pressure in previously normotensive or hypertensive patients should be investigated and HRT therapy may have to be discontinued.

### **Ear/Nose/Throat**

#### **Otosclerosis**

Estrogens should be used with caution in patients with otosclerosis.

## **Endocrine and Metabolism**

### ***Glucose and lipid metabolism***

A worsening of glucose tolerance and lipid metabolism has been observed in a significant percentage of peri- and post-menopausal patients. Therefore, diabetic patients or those with a predisposition to diabetes should be observed closely to detect any alterations in carbohydrate or lipid metabolism, especially in triglyceride blood levels.

Women with familial hyperlipidemias need special surveillance. Lipid lowering measures are recommended additionally, before treatment is started.

### ***Heme metabolism***

Women with porphyria need special surveillance.

### ***Calcium and phosphorus metabolism***

Because the prolonged use of estrogens influences the metabolism of calcium and phosphorus, estrogens should be used with caution in patients with metabolic and malignant bone diseases associated with hypercalcemia and in patients with renal insufficiency.

### ***Hypothyroidism***

Patients who require thyroid hormone replacement therapy and who are also taking estrogen should have their thyroid function monitored regularly to assure that thyroid hormone levels remain in an acceptable range (see [Drug-Laboratory Test Interactions](#)).

## **Genitourinary**

### ***Vaginal bleeding***

Abnormal vaginal bleeding, due to its prolongation, irregularity or heaviness, occurring during therapy should prompt diagnostic measures to rule out the possibility of uterine malignancy and the treatment should be re-evaluated.

### ***Uterine leiomyomata***

Pre-existing uterine leiomyomata may increase in size during estrogen use. Growth, pain or tenderness of uterine leiomyomata requires discontinuation of medication and appropriate investigation.

### ***Endometriosis***

Symptoms and physical findings associated with a previous diagnosis of endometriosis may reappear or become aggravated with estrogen use.

## **Hematologic**

### ***Venous thromboembolism***

Available epidemiological data indicate that use of estrogen with or without progestin by postmenopausal women is associated with an increased risk of developing venous thromboembolism (VTE).

In the *estrogen plus progestin* arm of the WHI trial, among 10,000 women on combined HRT over a one-year period, there were 18 more cases of venous thromboembolism, including 8 more cases of pulmonary embolism.

In the *estrogen-alone* arm of the WHI trial, among 10,000 women on estrogen therapy over a one-year period, there were 7 more cases of venous thromboembolism, although there was no statistically significant difference in the rate of pulmonary embolism.

Generally recognized risk factors for VTE include a personal history, a family history (the occurrence of VTE in a direct relative at a relatively early age may indicate genetic predisposition), severe obesity (body mass index  $>30 \text{ kg/m}^2$ ) and systemic lupus erythematosus. The risk of VTE also increases with age and smoking.

The risk of VTE may be temporarily increased with prolonged immobilization, major surgery or trauma. In women on HRT, attention should be given to prophylactic measures to prevent VTE following surgery. Also, patients with varicose veins should be closely supervised. The physician should be alert to the earliest manifestations of thrombotic disorders (thrombophlebitis, retinal thrombosis, cerebral embolism and pulmonary embolism). If these occur or are suspected, hormone therapy should be discontinued immediately, given the risk of long-term disability or fatality.

If feasible, estrogens should be discontinued at least 4 weeks before major surgery which may be associated with an increased risk of thromboembolism, or during periods of prolonged immobilization.

### **Hepatic/Biliary/Pancreatic**

#### ***Gallbladder diseases***

A 2- to 4-fold increase in the risk of gallbladder disease requiring surgery in women receiving postmenopausal estrogens has been reported.

#### ***Hepatic hemangiomas***

Particular caution is indicated in women with hepatic hemangiomas, as estrogen may cause an exacerbation of this condition.

#### ***Hepatitis C Virus***

During clinical trials with patients treated for hepatitis C virus (HCV) infections with the combination regimen ombitasvir/paritaprevir/ritonavir with and without dasabuvir, ALT elevations greater than 5 times the upper limit of normal (ULN) were significantly more frequent in women using ethinylestradiol-containing medicinal products such as CHCs. Additionally, also in patients treated with glecaprevir/pibrentasvir, ALT elevations were observed in women using ethinylestradiol-containing medications such as CHCs. Women using medicinal products containing oestrogens other than ethinylestradiol, such as estradiol, had a rate of ALT elevation similar to those not receiving any oestrogens; however, due to the limited number of women taking these other oestrogens, caution is warranted for co-administration with the combination drug regimen ombitasvir/paritaprevir/ritonavir with or without dasabuvir and also the regimen glecaprevir/pibrentasvir (see [9.4 Drug-Drug Interactions](#)).

### **Jaundice**

Caution is advised in patients with a history of liver and/or biliary disorders. If cholestatic jaundice develops during treatment, the treatment should be discontinued and appropriate investigations carried out.

### **Liver function tests**

Liver function tests should be done periodically in subjects who are suspected of having hepatic disease. For information on endocrine and liver function tests, see the section under [Monitoring and Laboratory Tests](#).

### **Immune**

#### **Angioedema**

Exogenous estrogens may induce or exacerbate symptoms of hereditary or acquired angioedema.

#### **Systemic lupus erythematosus**

Particular caution is indicated in women with systemic lupus erythematosus.

### **Monitoring and Laboratory Tests**

#### **Physical examination**

Before ESTROGEL® is administered, the patient should have a complete physical examination including a blood pressure determination. Breasts and pelvic organs should be appropriately examined and a Papanicolaou smear should be performed. Endometrial biopsy should be done only when indicated. Baseline tests should include mammography, measurements of blood glucose, calcium, triglycerides, cholesterol, and liver function tests.

The first follow-up examination should be done within 3-6 months after initiation of treatment to assess response to treatment. Thereafter, examinations should be made at intervals at least once a year. Appropriate investigations should be arranged at regular intervals as determined by the physician.

*The importance of regular self-examination of the breasts should be discussed with the patient.*

### **Neurologic**

#### **Cerebrovascular insufficiency**

Patients who develop visual disturbances, classical migraine, transient aphasia, paralysis, or loss of consciousness should discontinue medication.

#### **Dementia**

Available epidemiological data indicate that the use of combined *estrogen plus progestin* in women age 65 and over may increase the risk of developing probable dementia.

The Women's Health Initiative Memory Study (WHIMS), a clinical substudy of the WHI, was designed to assess whether postmenopausal hormone replacement therapy (oral *estrogen plus*

*progestin* or oral *estrogen-alone*) reduces the risk of dementia in women aged 65 and over (age range 65-79 years) and free of dementia at baseline.

In the *estrogen plus progestin* arm of the WHIMS (n=4532), women with intact uteri were treated with daily 0.625 mg conjugated equine estrogens (CEE) plus 2.5 mg medroxyprogesterone acetate (MPA) or placebo for an average of 4.05 years. The results, when extrapolated to 10,000 women treated over a one-year period showed:

- 23 more cases of probable dementia (45 on combined HRT versus 22 on placebo).

In the *estrogen-alone* arm of the WHIMS (n=2947), women with prior hysterectomy were treated with daily 0.625 mg CEE or placebo for an average of 5.21 years. The results, when extrapolated to 10,000 women treated over a one-year period showed:

- 12 more cases of probable dementia (37 on *estrogen-alone* versus 25 on placebo), although this difference did not reach statistical significance.

When data from the *estrogen plus progestin* arm of the WHIMS and the *estrogen alone* arm of the WHIMS were combined, as per the original WHIMS protocol, in 10,000 women over a one-year period, there were:

- 18 more cases of probable dementia (41 on *estrogen plus progestin* or *estrogen-alone* versus 23 on placebo).

### ***Epilepsy***

Particular caution is indicated in women with epilepsy, as estrogen, with or without progestins, may cause an exacerbation of this condition.

### **Renal**

#### ***Fluid retention***

Estrogens may cause fluid retention. Therefore, particular caution is indicated in cardiac or renal dysfunction or asthma. If, in any of the above-mentioned conditions, a worsening of the underlying disease is diagnosed or suspected during treatment, the benefits and risks of treatment should be reassessed based on the individual case.

### **Skin**

#### ***Contact sensitization***

Contact sensitization is known to occur with topical applications. Although it is extremely rare, patients who develop contact sensitization to any component of the gel should be warned that a severe hypersensitivity reaction may occur with continuing exposure to the causative agent.

This medicine contains 0.5 g alcohol (ethanol) in each dose of 1.25 g gel. It may cause burning sensation on damaged skin.

This product is flammable until dry.

## **7.1 Special Populations**

### **7.1.1 Pregnant Women**

ESTROGEL<sup>®</sup> must not be used during pregnancy. Both estrogens and progestins may cause fetal harm when administered to a pregnant woman (see 2 [CONTRAINDICATIONS](#)).

### 7.1.2 Breastfeeding

ESTROGEL<sup>®</sup> must not be used while breastfeeding (see 2 [CONTRAINDICATIONS](#)).

### 7.1.3 Pediatrics

ESTROGEL<sup>®</sup> should not be used in children.

#### Potential ESTROGEL<sup>®</sup> transfer to children:

ESTROGEL<sup>®</sup> can be accidentally transferred to children from the area of the skin where it was applied on.

Post-marketing reports of breast budding and breast masses in prepubertal females, precocious puberty, gynaecomastia and breast masses in prepubertal males following unintentional secondary exposure to estradiol gel have been reported. In most cases, the condition resolved with removal of estradiol exposure.

Patients should be instructed:

- not to allow others, especially children, to come into contact with the exposed area of the skin and to cover the application site with clothing if needed. In case of contact the child's skin should be washed with soap and water as soon as possible.
- to consult a physician in case of signs and symptoms (breast development or other sexual changes) in a child that may have been exposed accidentally to ESTROGEL<sup>®</sup>.

### 7.1.4 Geriatrics

No clinical studies were conducted to evaluate the effect of ESTROGEL<sup>®</sup> on women more than 65 years old.

## 8 ADVERSE REACTIONS

### 8.1 Adverse Reaction Overview

See [7 Warnings and Precautions](#) regarding potential induction of malignant neoplasms and adverse effects similar to those of oral contraceptives.

The following adverse reactions have been reported with estrogens/progestin combination in general:

#### **Blood and lymphatic system disorders**

Altered coagulation tests (see [7 Warnings and Precautions](#), [9.7 Drug-Laboratory Test Interactions](#)).

#### **Cardiac disorders**

Palpitations; increase in blood pressure (see [7 Warnings and Precautions](#)); coronary thrombosis.

#### **Endocrine disorders**

Increased blood sugar levels; decreased glucose tolerance.

#### **Eye disorders**

Neuro-ocular lesions (e.g. retinal thrombosis, optic neuritis); visual disturbances; steepening of the corneal curvature; intolerance to contact lenses.

### **Gastrointestinal disorders**

Nausea; vomiting; abdominal discomfort (cramps, pressure, pain, bloating).

### **General disorders and administration site conditions**

Fatigue; changes in appetite; changes in body weight; change in libido.

### **Hepatobiliary disorders**

Gallbladder disorder; asymptomatic impaired liver function; cholestatic jaundice.

### **Musculoskeletal and connective tissue disorders**

Musculoskeletal pain including leg pain not related to thromboembolic disease (usually transient, lasting 3-6 weeks) may occur.

### **Nervous system disorders**

Aggravation of migraine episodes; headaches; dizziness; neuritis.

### **Psychiatric disorders**

Mental depression; nervousness; irritability.

### **Renal and urinary disorders**

Cystitis; dysuria; sodium retention; edema.

### **Reproductive system and breast disorders**

Breakthrough bleeding; spotting; change in menstrual flow; dysmenorrhea; vaginal itching/discharge; dyspareunia; endometrial hyperplasia; pre-menstrual-like syndrome; reactivation of endometriosis; changes in cervical erosion and amount of cervical secretion; breast swelling and tenderness.

### **Skin and subcutaneous tissue disorders**

Chloasma or melasma, which may persist when drug is discontinued; erythema multiforme; erythema nodosum; hemorrhagic eruptions; loss of scalp hair; hirsutism and acne.

### **Vascular disorders**

Isolated cases of: thrombophlebitis; thromboembolic disorders.

## **8.2 Clinical Trial Adverse Reactions**

Because clinical trials are conducted under very specific conditions the adverse drug reaction rates observed in the clinical trials may not reflect the rates observed in practice and should not be compared to the rates in the clinical trials of another drug. Adverse drug reaction information from clinical trials is useful for identifying drug-related adverse events and for approximating rates.

The following table summarizes the adverse events reported in a single-centre, double-blind, randomized, parallel group, 2 year study (titled “Percutaneous Oestradiol as prophylaxis in early postmenopausal women) designed to examine the efficacy and safety of ESTROGEL® alone or in combination with either micronized progesterone or calcium in the treatment of postmenopausal symptoms as compared to placebo. Fifty-seven (57) patients were randomly divided into four groups and received the following treatment: (1) ESTROGEL® 5g (3 mg E<sub>2</sub>) + placebo tablet daily (n=15), (2) ESTROGEL® 5g (3 mg E<sub>2</sub>) + 1000 mg oral calcium tablet daily (n=14), (3) placebo (percutaneous) + 1000 mg oral calcium tablet daily (n=15), (4) placebo (percutaneous and oral) (n=13). After 1 year, patients who were receiving ESTROGEL® were also administered micronized progesterone from day 13 to 24 of each month.

**Table 2 – Reported Adverse Events in at least one Patient per Dose Group: Symptoms by Treatment Assignment**

<b>Reported Adverse Event</b>	<b>ESTROGEL® n (%)</b>	<b>ESTROGEL®+ Calcium n (%)</b>	<b>Calcium n (%)</b>	<b>Placebo n (%)</b>
Gastrointestinal disorders	1 (6.7%)	2 (14.3%)	5 (33.3%)	2 (15.4%)
Dysfunctional uterine bleeding with vaginal erosion	2 (13.3%)	2 (14.3%)	1 (6.7%)	0
Vulvovaginal dryness	0	0	2 (13.3%)	1 (7.7%)
Hot flushes	0	0	0	1 (7.7%)
Arthralgia	1 (6.7%)	0	0	0
Benign breast neoplasm	0	0	0	1 (7.7%)
Malignant melanoma in the eye	0	0	1 (6.7%)	0
Duodenal ulcer	0	0	0	1 (7.7%)



Anemia	0	0	0	1 (7.7%)
Application site pruritus with erythema	1 (6.7%)	0	1 (6.7%)	0

Twenty one (21) patients reported adverse events summarized in Table 2. Gastrointestinal (GI) discomfort was reported by 10 patients, 2 in the placebo group, 5 in the calcium only group, 1 in the ESTROGEL<sup>®</sup> only group and 2 in the ESTROGEL<sup>®</sup> + calcium group. The GI effects were attributed to the calcium supplementation. Two incidents of application site pruritus with erythema were reported: 1 in the ESTROGEL<sup>®</sup> group (dropped out of the study before 1 month of treatment) and 1 in the calcium group, who reported application site pruritus with erythema for the first 3 to 6 months. Dysfunctional uterine bleeding with vaginal erosion was reported by 4 patients treated with ESTROGEL<sup>®</sup> or ESTROGEL<sup>®</sup> + calcium. There were no significant changes in any laboratory parameters.

If adverse symptoms persist, the prescription of HRT should be reconsidered.

## 9 DRUG INTERACTIONS

### 9.2 Drug Interactions Overview

Estrogens may diminish the effectiveness of anticoagulant, antidiabetic and antihypertensive agents.

Preparations inducing liver enzymes (e.g., barbiturates, hydantoins, carbamazepine, meprobamate, phenylbutazone or rifampin) may interfere with the activity of orally administered estrogens.

### 9.3 Drug-Behavioral Interactions

Acute alcohol ingestion during HRT may lead to elevations in circulating estradiol levels.

### 9.4 Drug-Drug Interactions

The following section contains information on drug interactions with ethinyl estradiol-containing products (specifically, oral contraceptives) that have been reported in the public literature (Tables 3 & 4). It is unknown whether such interactions occur with drug products containing other types of estrogens.

Therapeutic monitoring is recommended.

**Table 3 - Drugs Which May Affect the Concentrations of Ethinyl Estradiol**

<b>Drug</b>	<b>Ref</b>	<b>Proposed Mechanism</b>	<b>Effect</b>
Acetaminophen	Literature		Increased AUC and/or plasma concentrations of ethinyl estradiol
<u>Anticonvulsants</u> Phenobarbital Phenytoin Carbamazepine	Literature	Increased metabolism of ethinyl estradiol	Decreased plasma concentrations of estradiol
Ascorbic acid	Literature		Increased AUC and/or plasma concentrations of ethinyl estradiol
Atorvastatin	Literature		When co-administered with certain ethinyl estradiol containing drug products (e.g. oral contraceptives containing ethinyl estradiol), the AUC values of ethinyl estradiol increase by 20 percent.
Rifampin	Literature	Increased metabolism of ethinyl estradiol	Decreased plasma concentrations of estradiol. Clinical pharmacokinetic studies have not demonstrated any consistent effect of antibiotics (other than rifampin) on plasma concentrations of synthetic steroids.
Troglitazone	Literature		When co-administered with certain ethinyl estradiol containing drug products (e.g. oral contraceptives containing ethinyl estradiol), the plasma concentrations of ethinyl estradiol reduce by 30 percent.

**Table 4 – Modification of Other Drug Action by Co-administration with Certain Drugs Containing Ethinyl Estradiol (e.g. oral contraceptives containing ethinyl estradiol)**

Drug	Ref	Effect
Acetaminophen	Literature	Decreased plasma concentrations of acetaminophen
Clofibric Acid	Literature	Increased clearance of clofibric acid
Cyclosporin	Literature	Increased plasma concentrations of cyclosporine
Lamotrigine	Literature	Decrease plasma concentrations of lamotrigine
Morphine	Literature	Increased clearance of morphine
Prednisolone	Literature	Increased plasma concentrations of prednisolone
Salicylic Acid	Literature	Increased clearance of salicylic acid
Temazepam	Literature	Increased clearance of temazepam
Theophylline	Literature	Increased plasma concentrations of theophylline

Drug products containing ethinyl estradiol may inhibit the metabolism of other compounds or induce the conjugation of other compounds.

During clinical trials with the HCV combination drug regimen ombitasvir/paritaprevir/ritonavir with and without dasabuvir, ALT elevations greater than 5 times the upper limit of normal (ULN) were significantly more frequent in women using ethinylestradiol-containing medicinal products such as CHCs. Women using medicinal products containing oestrogens other than ethinylestradiol, such as estradiol, had a rate of ALT elevation similar to those not receiving any oestrogens; however, due to the limited number of women taking these other oestrogens, caution is warranted for co-administration with the combination drug regimen ombitasvir/paritaprevir/ritonavir with or without dasabuvir and also the regimen with glecaprevir/pibrentasvir.

Hormone contraceptives containing oestrogens have been shown to significantly decrease plasma concentrations of lamotrigine when co-administered due to induction of lamotrigine glucuronidation. This may reduce seizure control. Although the potential interaction between hormone replacement therapy and lamotrigine has not been studied, it is expected that a similar interaction exists, which may lead to a reduction in seizure control among women taking both medicinal products together.

## 9.5 Drug-Food Interactions

Interaction of ESTROGEL<sup>®</sup> with food has not been established.

## 9.6 Drug-Herb Interactions

It was found that some herbal products (e.g. St. John's wort) which are available as over-the-counter (OTC) products might interfere with steroid metabolism and therefore alter the efficacy and safety of estrogen/progestin.

Physicians and other health care providers should be made aware of other non-prescription products concomitantly used by the patient, including herbal and natural products obtained from the widely spread health stores.

## 9.7 Drug-Laboratory Test Interactions

The results of certain endocrine and liver function tests may be affected by estrogen-containing products:

- increased prothrombin time and partial thromboplastin time; increased levels of fibrinogen and fibrinogen activity; increased coagulation factors VII, VIII, IX, X; increased norepinephrine-induced platelet aggregability; decreased antithrombin III;
- increased thyroxine-binding globulin (TBG), leading to increased circulating total thyroid hormone (T4) as measured by column or radioimmunoassay; T3 resin uptake is decreased, reflecting the elevated TBG; free T4 concentration is unaltered;
- other binding proteins may be elevated in serum i.e., corticosteroid binding globulin (CBG), sex-hormone binding globulin (SHBG), leading to increased circulating corticosteroids and sex steroids respectively; free or biologically active hormone concentrations are unchanged;
- impaired glucose tolerance;
- increased serum triglycerides and phospholipids concentration.

Administration of ESTROGEL<sup>®</sup>, alone or in combination with oral micronized progesterone has no effect on antithrombin III. Postmenopausal women treated with ESTROGEL<sup>®</sup> and oral micronized progesterone for three months showed no significant variations in platelet count, thromboelastinogram, factors II, VII, IX, X, prothrombin time, fibrinogen, antithrombin III and plasminogen. No shift towards hypercoagulability was observed. A moderate decrease in platelet aggregation was observed without any related clinical symptoms. In combination with oral micronized progesterone, ESTROGEL<sup>®</sup> does not negatively affect the balance between the vasoactive prostanoids PGI<sub>2</sub> and TxA<sub>2</sub>.

A study has shown that transdermal estradiol improves the anticoagulant response to activated protein C (APC-sensitivity), probably as a result of a decreased factor VIII.

Clinical trials demonstrated no increase of SHBG with percutaneous estradiol or increase to a lesser extent compared to oral conjugated estrogens.

Based on a study, transdermal estradiol did not significantly increase circulating levels of TBG and CBG.

The results of the above laboratory tests should not be considered reliable unless therapy has been discontinued for two to four weeks. The pathologist should be informed that the patient is receiving HRT therapy when relevant specimens are submitted.

## **10 CLINICAL PHARMACOLOGY**

### **Estrogen pharmacology**

With daily administration of 2.5 g or 5 g ESTROGEL<sup>®</sup> (corresponding to 1.5 mg or 3 mg estradiol, respectively), mean serum estradiol concentrations of approximately 80 pg/ml (294 pmol/L) and 150 pg/ml (551 pmol/L), respectively, are maintained. Administration of ESTROGEL<sup>®</sup> also results in increased serum estrone concentrations, producing a physiological estradiol/estrone ratio of approximately one. Therefore, serum concentrations of both estradiol and estrone and the serum estradiol/estrone ratio provided by ESTROGEL<sup>®</sup> are consistent with physiological levels observed during the follicular phase of the normal menstrual cycle.

Estrogen exerts a dose-dependent stimulating effect on mitosis (proliferation) of the endometrium. Unopposed estrogen increases the risk of endometrial hyperplasia/carcinoma. Therefore, ESTROGEL<sup>®</sup> should be prescribed with an appropriate dosage of progestin for women with intact uteri.

#### **10.1 Mechanism of Action**

ESTROGEL<sup>®</sup> is a transdermal preparation which is comprised of a hydro-alcoholic gel containing 0.06% of the physiological hormone, 17 $\beta$ -estradiol (E<sub>2</sub>).

#### **10.2 Pharmacodynamics**

Treatment of postmenopausal women with ESTROGEL<sup>®</sup> provides swift and effective relief from climacteric symptoms such as hot flashes, vaginal atrophy and insomnia. Co-administration of a progestin does not affect the efficacy of ESTROGEL<sup>®</sup> to relieve climacteric symptoms and has been shown to be an effective method to prevent estrogen-induced endometrial hyperplasia.

In general, administration of ESTROGEL<sup>®</sup>, in combination with a progesterone substitute, does not lead to significant changes in systolic and diastolic blood pressure or heart rate in normotensive women. In only one open study, examining normotensive and hypertensive women, was a slight but significant reduction in blood pressure (remaining within the normal range) observed after 3 years of treatment. Administration of ESTROGEL<sup>®</sup> does not lead to any significant change in rennin substrate, even when administered to diabetic patients.

Administration of ESTROGEL<sup>®</sup> has no significant effect on carbohydrate metabolism, even when administered to non-insulin dependent diabetics.

#### **10.3 Pharmacokinetics**

Percutaneous administration of ESTROGEL<sup>®</sup> produces plasma concentrations of estradiol and estrone that are similar to those observed in the follicular phase of the ovulatory cycle.

#### **Absorption**

Following application to human skin, ESTROGEL® rapidly penetrates the stratum corneum and then diffuses more slowly into the epidermis, dermis and vascular system over several hours. When ESTROGEL® is applied on skin, it dries in 2 to 5 minutes. ESTROGEL® 2.5 g was administered to 17 postmenopausal women once daily on the posterior surface of one arm from wrist to shoulder for 14 consecutive days.

Maximal serum concentrations of estradiol and estrone on day 12 were 117 pg/mL and 128 pg/mL, respectively. The time-averaged serum estradiol and estrone concentration over the 24-hour dose interval after administration of 2.5 g ESTROGEL® on Day 12 are 76.8 pg/mL and 95.7 pg/mL, respectively.

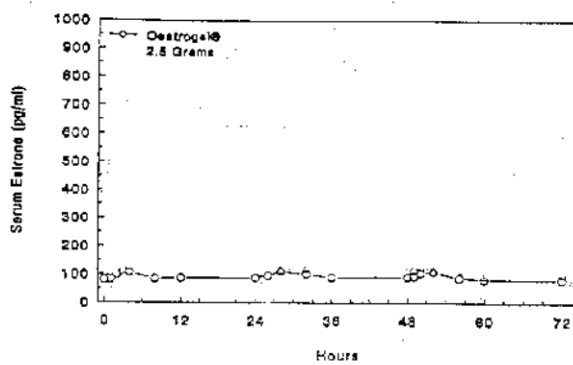
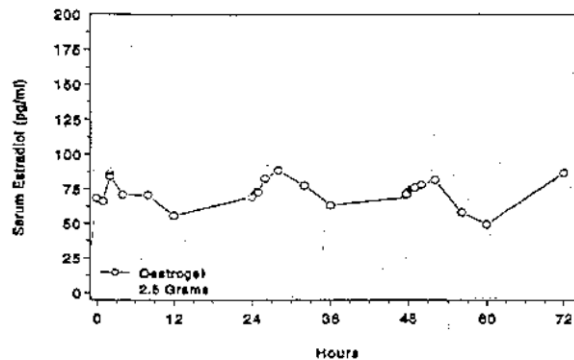
**Table 5 – Pharmacokinetic of ESTROGEL® in human**

Day	Parameter	Estradiol	Estrone	Estradiol/Estrone ratio
11	Cmax	114 pg/mL (44) (417 pmoles/L)	128 pg/mL (57) (473 pmoles/L)	1.02 (42) -
	Tmax	9.50 (102)	7.83 (106)	0.85 (42)
	AUC (0-24hr)	1745 (40)	2343 (56)	-
	Cavg	72.2 pg/mL (39) (264 pmoles/L)	92.8 pg/mL (57) (343 pmoles/L)	-
12	Cmax	117 pg/mL (42) (428 pmoles /L)	128 pg/mL (57) (473 pmoles /L)	1.09 (55) -
	Tmax	6.75 (126)	12.7 (70)	0.81 (38)
	AUC (0-24hr)	1684 (37)	2326 (54)	-
	Cavg	76.8 pg/mL (30) (281 pmoles/L)	95.7 pg/mL (53) (354 pmoles /L)	-
13	Cmax	117 pg/mL (51) (428 pmoles /L)	123 pg/mL (63) (455 pmoles/L)	1.08 (35) -
	Tmax	7.92 (124)	6.50 (111)	0.81 (33)
	AUC (0-24hr)	1624 (55)	2142 (62)	-
	Cavg	70.7 pg/mL (50) (259 pmoles/L)	88.3 pg/mL (60) (326 pmoles/L)	-

Cmax maximum serum concentration (pg/mL)  
Tmax time of maximum serum concentration (hr)  
AUC (0-24hr) area under the serum concentration-time curve from time zero to 24 hr  
Cavg average serum concentration (pg/mL)

Mean concentrations-time profiles for estradiol and estrone are shown in Figures 1 and 2.

**Figures 1 & 2 - Serum Concentration Time Curves of estradiol and estrone on Days 11-13 Following Multiple Administration of ESTROGEL® 2.5 g to Postmenopausal Women**



Daily percutaneous administration of ESTROGEL<sup>®</sup> results in increasing plasma estradiol levels, which plateau after 4-5 days of treatment, remaining relatively stable thereafter.

### Distribution

The distribution of exogenous estrogens is similar to that of endogenous estrogens. Estrogens are widely distributed in the body and are generally found in higher concentrations in the sex hormone target organs. Estrogens circulate in blood largely bound to sex hormone binding globulin (SHBG) and albumin.

### Metabolism

Exogenous estrogens are metabolized in the same manner as endogenous estrogens. Circulating estrogens exist in a dynamic equilibrium of metabolic interconversions. These transformations take place mainly in the liver. Estradiol is converted reversibly to estrone, and both can be converted to estriol, which is the major urinary metabolite. Estrogens also undergo enterohepatic recirculation via sulfate and glucuronide conjugation in the liver, biliary secretion of conjugates into the intestine, and hydrolysis in the gut followed by reabsorption. In

postmenopausal women, a significant proportion of the circulating estrogens exist as sulfate conjugates, especially estrone sulfate, which serves as a circulating reservoir for the formation of more active estrogens. Although the clinical significance has not been determined, estradiol from ESTROGEL<sup>®</sup> does not go through the first pass liver metabolism.

### **Excretion**

Estradiol, estrone and estriol are excreted in the urine along with glucuronide and sulfate conjugates.

### **Special Populations and Conditions**

#### ***Geriatrics (> 65 years of age)***

No clinical studies were conducted to evaluate the effect of ESTROGEL<sup>®</sup> on women more than 65 years old.

#### ***Pediatrics***

ESTROGEL<sup>®</sup> should not be used in children.

#### ***Gender***

ESTROGEL<sup>®</sup> should be used in women only.

### **11 STORAGE, STABILITY AND DISPOSAL**

Store at room temperature (15°C - 30°C).

Keep in a safe place out of reach of children.

### **12 SPECIAL HANDLING INSTRUCTIONS**

See [4 DOSAGE AND ADMINISTRATION](#).



## PART II: SCIENTIFIC INFORMATION

### 13 PHARMACEUTICAL INFORMATION

#### Drug Substance

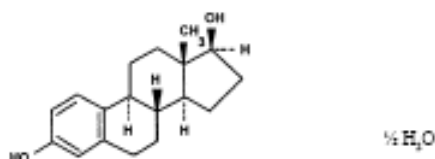
Proper name: 17 $\beta$ -estradiol (as estradiol hemihydrate)

Chemical name: estra-1,3,5(10)-triene-3,17 $\beta$ -diol hemihydrate

Molecular formula: 281.4

Molecular mass: C<sub>18</sub>H<sub>24</sub>O<sub>2</sub>, ½ H<sub>2</sub>O

Structural Formula:



Physicochemical properties:

Physical form: White or creamy white, odourless, crystalline powder

Solubility: Practically insoluble in water; sparingly soluble in vegetable oils; soluble in alcohol, acetone, dioxane, chloroform and in solutions of fixed alkali hydroxides.

Melting range: 173°C - 179°C

### 14 CLINICAL TRIALS

#### 14.1 Clinical Trial by Indication

##### Hormone replacement therapy

**Table 6 – Summary of patient demographics for clinical trials (hormone replacement therapy)**

Study #	Study design	Dosage, route of administration and duration	Study subjects (n)	Age range	Sex
Dupont Study	Single-blind, randomized, active treatment, controlled study	A:17 $\beta$ -estradiol (2.5 g/day, percutaneous) B: oral conjugated estrogens; (0.625	A: 32 <sup>a</sup> B: 31 <sup>b</sup>	A: 37-59 B: 34-60	Female

		<p>mg/day, oral)  The dose of 17β-estradiol and oral conjugated estrogens was adjusted during the 1<sup>st</sup> 3 cycles according to clinical symptomatology. Treatment was administered on days 1-25 of a 28-day cycle over 6 months. 200 mg micronized progesterone given orally on days 12-25 (in non-hysterectomized subjects)</p>			
March Study	Single center, double-blind, placebo-controlled, randomized study	<p>A: 17β-estradiol (2.5 g/day, percutaneous);  B: Placebo gel (percutaneous)  Treatment provided 3 weeks per month for a period of 3 months</p>	A: 22 B: 22	48-50	Female
Christiansen Study	Single-centre, double-blind, randomized, parallel group, controlled study	<p>A: 17β-estradiol (5g/day; percutaneous) + placebo tablet (daily)  B: 17β-estradiol (5g/day; percutaneous) + calcium tablet (1000 mg/day)  C: Calcium tablet (1000 mg/day) + placebo (percutaneous)  D: Placebo (percutaneous and oral)  17β-estradiol/placebo percutaneous administered on days 1-24 of 28 day cycle.  Progesterone was provided open label to subjects receiving 17β-estradiol (A, B) after the first year from day 13-24 of</p>	A: 15 B:14 C:15 D:13	49-51	Female

		each month.			
--	--	-------------	--	--	--

<sup>a</sup> 16 hysterectomized postmenopausal women; 16 non-hysterectomized postmenopausal women

<sup>b</sup> 15 hysterectomized postmenopausal women; 16 non-hysterectomized postmenopausal women

## **Pivotal Clinical Trials**

### **Dupont Study**

A single-blind, randomized, controlled study compared the effectiveness of 17 $\beta$ -estradiol to that of oral conjugated estrogens, given either with or without oral micronized progesterone, as hormone replacement therapy (HRT) for menopause over a period of 6 months. Criteria of effectiveness were determined by monitoring climacteric symptoms, transformation of the endometrium and endocrine profiles. Sixty-three healthy postmenopausal women entered the study. 17 $\beta$ -estradiol (2.5 g) or oral conjugated estrogens (0.625 mg) was administered daily to hysterectomized (31 women, 16 receiving 17 $\beta$ -estradiol) and non-hysterectomized (32 women, 16 receiving 17 $\beta$ -estradiol) women from day 1 to day 25 of a 28-day cycle. Non-hysterectomized women also received 200 mg oral micronized progesterone on day 12 to day 25 of the 28-day cycle. No patients dropped-out during this study. The dosage of 17 $\beta$ -estradiol and oral conjugated estrogens was adjusted during the first three cycles according to clinical symptomatology.

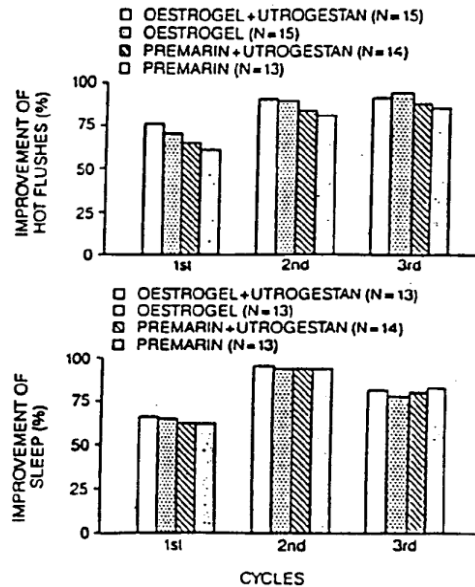
17 $\beta$ -estradiol (2.5 g) with or without progesterone relieved climacteric symptoms in 56% of the women. Oral conjugated estrogens (0.625 mg) with or without progesterone provided symptomatic relief in 56% and 40% of patients, respectively. After the first cycle, 17 $\beta$ -estradiol was adjusted to 3.75 g for 34% of the women, while 24% of the women required an increase of oral conjugated estrogens to 0.9 mg. At the beginning of the third cycle, the dosage of 17 $\beta$ -estradiol was increased to 5 g in 9% of women, while the dose of oral conjugated estrogens was increased to 1.25 mg in 26% of women to further reduce or eliminate hot flushes and improve insomnia/night sweats (Figure 3).

Both 17 $\beta$ -estradiol and oral conjugated estrogens, with or without micronized progesterone, improved hot flushes and insomnia/night sweats. The percentage of patients showing improvement increased over the first 3 cycles with titration of the estrogen dose (Figure 3). Improvement of asthenia was greater with the combination of 17 $\beta$ -estradiol and micronized progesterone at the 2<sup>nd</sup> cycle of treatment ( $p=0.01$ ). No difference was found between groups for cycles 1, 3 and 6 (Figure 4). Of the women diagnosed with severe or moderate atrophy of vaginal mucosa prior to treatment, the vaginal mucosa became normal in 80% (8/10), 100% (5/5), 93% (13/14) and 73% (11/15) of cases at the end of the sixth cycle of 17 $\beta$ -estradiol alone, oral conjugated estrogens alone, 17 $\beta$ -estradiol + micronized progesterone and oral conjugated estrogens + micronized progesterone treatments, respectively (Figure 5). Both 17 $\beta$ -estradiol and oral conjugated estrogens provided relief from climacteric and atrophic urogenital symptoms.

Administration of 17 $\beta$ -estradiol produced serum 17 $\beta$ -estradiol (E<sub>2</sub>) and estrone (E<sub>1</sub>) levels within those expected for the premenopausal range. The E<sub>2</sub>/E<sub>1</sub> ratio for the 17 $\beta$ -estradiol patients was approximately equal to the physiologic norm of one (1.192), but was much lower in the oral conjugated estrogens group (0.137). Serum levels of FSH and LH were lowered with both estrogenic preparations but remained above the premenopausal range. Addition of micronized progesterone increased the inhibitory effect of 17 $\beta$ -estradiol and oral conjugated

estrogens on both LH and FSH. No change in the concentration of angiotensinogen was noted for  $17\beta$ -estradiol patients, while a 2.5 fold increase was observed in women receiving oral conjugated estrogens with or without progesterone. Patients receiving oral micronized progesterone with either estrogen preparation showed an increase in aldosterone. No clinical symptoms or side-effects were found to be associated with the increases in aldosterone and angiotensinogen including no significant change of diastolic and systolic blood pressure or body weight. Mitotic activity remained low in all cases after three or more days of micronized progesterone treatment, and no patients showed cystic or glandular hyperplasia. The anti-proliferative endometrial control seen in patients receiving 200 mg micronized progesterone in addition to either  $17\beta$ -estradiol or oral conjugated estrogens appeared sufficient in all patients. Most of the patients (47%) remained amenorrheic and 34% had regular withdrawal bleeding. The present data indicate that  $17\beta$ -estradiol in combination with oral micronized progesterone provides efficient relief of climacteric and urogenital symptoms without exerting any effect on hepatic function while maintaining the ratio of serum  $E_2/E_1$  at the physiological level of 1.0.

**Figure 3 - Percentage of improvement of hot flushes and improvement of sleep during the first three cycles of replacement therapy**



**Figure 4 - Percentage of improvement of asthenia (cycles 1 through 6)**

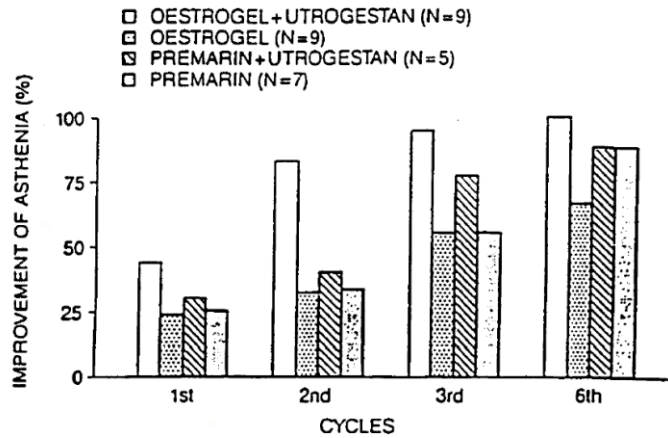
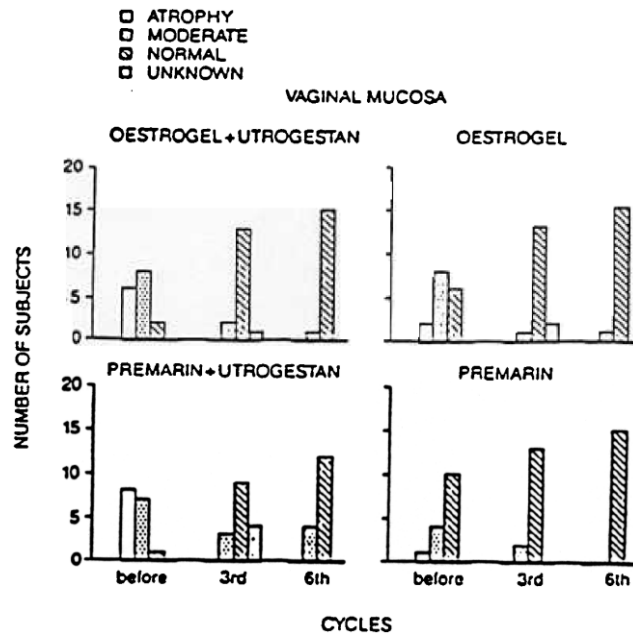


Figure 5 - Effect of HRT on vaginal mucosa



### March Study

Another double-blind, randomized, placebo-controlled study compared the efficacy and safety of 17β-estradiol (2.5 g) and placebo in the treatment of moderate to severe menopausal symptoms. The protocol was designed as a 14-week study, with a 2-week run-in period, and a 12-week double-blind treatment period, during which patients received either 17β-estradiol or placebo gel. Of the forty-four patients which were randomized into the study, 22 received 2.5 g of 17β-estradiol 3 weeks/month, for a period of 3 months and 22 received placebo. Eight patients did not complete the study or could not be evaluated for efficacy.

Patients treated with 17β-estradiol showed a statistically significantly greater response in the improvement of vasomotor symptoms than patients receiving placebo. Following 3 months of treatment, 95% of patients receiving 17β-estradiol showed improvement in the severity of their vasomotor symptoms as compared to 39% of patients receiving placebo. Patients treated with 17β-estradiol showed a statistically significant improvement in the frequency of vasomotor

attacks as compared to patients treated with placebo. Sixty five to 85% of patients treated with 17 $\beta$ -estradiol showed fewer episodes of hot flushes as compared to 30% of patients treated with placebo. Hormonal activity (as seen on vaginal cytology) and estradiol levels were statistically significantly increased in patients receiving 17 $\beta$ -estradiol as compared to patients receiving placebo. FSH levels were significantly decreased in patients treated with 17 $\beta$ -estradiol as compared to patients treated with placebo.

The reported adverse reactions were mild to moderate in severity and were consistent with side effects experienced with estrogen replacement therapy. Sixteen (16) patients experienced adverse reactions, 6 of which were receiving 17 $\beta$ -estradiol. Patients treated with 17 $\beta$ -estradiol reported slightly more adverse events as compared to patients treated with placebo.

### **Christiansen Study**

A third double-blind, randomized, parallel group study evaluated the efficacy and safety of 17 $\beta$ -estradiol alone or in combination with calcium, with or without micronized progesterone, in the treatment of postmenopausal symptoms as compared to treatment of calcium alone or placebo.

Of the fifty-seven (57) patients who participated in the 2-year study, twenty nine (29) patients received 17 $\beta$ -estradiol. During the second year, open label progesterone was added to the 17 $\beta$ -estradiol groups. Efficacy and safety were evaluated through symptoms of menopause, using the Kupperman index, and laboratory parameters. Twelve (12) patients prematurely terminated the study, 9 of which were receiving 17 $\beta$ -estradiol.

The 17 $\beta$ -estradiol groups showed significant improvement in symptoms of menopause. Hot flushes, insomnia and nervousness were affected by 17 $\beta$ -estradiol. With respect to severity of vasomotor symptoms, treatment differences at each visit were statistically significant (except at 15 months). Patients in both placebo and calcium groups had at least a 70% chance of having more symptoms than those in the 17 $\beta$ -estradiol groups. The addition of oral progesterone to the 17 $\beta$ -estradiol groups at 12 months did not appear to have any effect on the menopausal symptomatology.

The main adverse reaction reported was GI discomfort due to the calcium supplementation. Two cases of application site pruritus with erythema were reported.

The study shows that 17 $\beta$ -estradiol is effective and safe in the treatment of menopausal symptoms.

## **16 NON-CLINICAL TOXICOLOGY**

### **General toxicology**

Administration of percutaneous 17 $\beta$ -estradiol to female rats, at a dose of 0.5 g/animal/day for 13 weeks, resulted in the disappearance of a normal oestral cycle after 4 weeks and the appearance of a permanent oestrus after 12 weeks. A higher dose of 2.5 g/animal/day produced the disappearance of a normal oestral cycle after 2 weeks and the appearance of a permanent oestrus after 4 weeks. The estrogenic stimulation resulted in a 12% decrease in ovarian weight and a 60% increase in uterine weight. Histological examination of 19 organs revealed no

modification, which would imply a toxic effect.

17 $\beta$ -estradiol (0.06%) did not produce allergic dermatitis in the guinea pig model. When 0.5 g of 17 $\beta$ -estradiol (0.06%) was applied to 1 square inch of either intact or abraded skin of rabbits, no significant skin irritation was observed.

Long-term continuous administration of natural and synthetic estrogens in certain animal species increases the frequency of carcinoma of the breast, cervix, vagina, and liver. Percutaneous application of 17 $\beta$ -estradiol (2.5 g/100 g and 7.5 g/100 g body weight) to rats produced therapeutic effects in uterus and vagina, showing signs of oestrus without hyperplastic side effects.

## PATIENT MEDICATION INFORMATION

### READ THIS FOR SAFE AND EFFECTIVE USE OF YOUR MEDICINE

#### **ESTROGEL**<sup>®</sup>

#### **17 $\beta$ -estradiol (as estradiol hemihydrate) transdermal gel**

Read this carefully before you start taking **ESTROGEL** and each time you get a refill. This leaflet is a summary and will not tell you everything about this drug. Talk to your healthcare professional about your medical condition and treatment and ask if there is any new information about **ESTROGEL**.

#### **Serious Warnings and Precautions**

The Women's Health Initiative (WHI) trial is a large clinical study that assessed the benefits and risks of oral combined *estrogen plus progestin* therapy and oral *estrogen-alone* therapy compared with placebo (a pill with no active ingredients) in postmenopausal women.

The WHI trial indicated an increased risk of myocardial infarction (heart attack), stroke, breast cancer, pulmonary emboli (blood clots in the lungs) and deep vein thrombosis (blood clots in the large veins) in postmenopausal women taking oral combined *estrogen plus progestin*.

The WHI trial indicated an increased risk of stroke and deep vein thrombosis in postmenopausal women with prior hysterectomy (surgical removal of the uterus) taking oral *estrogen-alone*.

Therefore you should highly consider the following:

- There is an increased risk of developing invasive breast cancer, heart attack, stroke and blood clots in both lungs and large veins with the use of *estrogen plus progestin* therapy.
- There is an increased risk of stroke and blood clots in the large veins with the use of *estrogen-alone* therapy.
- Estrogens with or without progestins should not be used to prevent heart disease or stroke.
- Estrogens with or without progestins should be used at **the lowest effective dose** and for **the shortest period of time** possible. Regular medical follow-up is advised.

#### **What is ESTROGEL used for?**

ESTROGEL is used for replacement of estrogen in menopausal women with symptoms of menopause, which may include hot flashes, disturbed sleep and vaginal dryness. ESTROGEL should not be used by women who have not had a hysterectomy (surgical removal of the uterus) unless it is taken with a progestin medication. ESTROGEL does not contain progestins.

You should carefully discuss the risks and benefits of hormone replacement therapy (HRT) with your healthcare professional. You should regularly talk with your healthcare professional about



whether you still need treatment with ESTROGEL.

### **How does ESTROGEL work?**

The medicinal ingredient in ESTROGEL is estradiol, a natural female hormone. In healthy women of childbearing age, estradiol is the main estrogen produced by the ovaries.

During menopause, your body stops making estrogen. When your estrogen levels begin dropping, you may get symptoms, such as feelings of warmth in the face, neck, and chest, or sudden intense feeling of heat and sweating, trouble sleeping and vaginal dryness. In some women the symptoms are mild, but in other women, symptoms can be more severe.

ESTROGEL replaces the estrogens that are missing to help with these symptoms.

### **What are the ingredients in ESTROGEL?**

Medicinal ingredients: 17 $\beta$ -estradiol (as estradiol hemihydrate)

Non-medicinal ingredients: Carbopol 980, ethanol, purified water and triethanolamine.

### **ESTROGEL comes in the following dosage forms:**

Transdermal gel; 0.06% w/w

ESTROGEL comes in a metered-dose pump. It has 80 g of gel. One full pump actuation (pushing the pump all the way down) delivers 1.25 g of gel. This amount of gel has 0.75 mg of 17 $\beta$ -estradiol. The pump contains 64 metered doses.

### **Do not use ESTROGEL if you:**

- are allergic to 17 $\beta$ -estradiol or any of the non-medicinal ingredients in ESTROGEL (see **What are the ingredients in ESTROGEL?**)
- have liver disease
- have a personal history of breast cancer or endometrial cancer (cancer of the uterus)
- have been diagnosed with endometrial hyperplasia (overgrowth of the lining of the uterus)
- have experienced undiagnosed or unexpected vaginal bleeding
- are pregnant or think you might be pregnant
- are breastfeeding
- have a history of coronary heart disease (including heart attack) or stroke
- experience migraine headaches
- have a history of blood clots
- have active thrombophlebitis (inflammation of the veins)
- have had partial or complete loss of vision due to blood vessel disease of the eye
- have a known or suspected hormone dependant cancer

**To help avoid side effects and ensure proper use, talk to your healthcare professional before you take ESTROGEL. Talk about any health conditions or problems you may have, including if you:**

- have a history of liver disease, liver tumours, or jaundice (yellowing of the eyes and/or skin) or itching related to estrogen use or during pregnancy

- have a personal history of breast disease (including breast lumps) and/or breast biopsies, or a family history of breast cancer
- have a history of endometrial hyperplasia (overgrowth of the lining of the uterus)
- have experienced pressure or pain in your abdomen or pelvis
- have a history of uterine fibroids (abnormally thick tissue in the uterus) or endometriosis (disorder of the uterine lining)
- have a history of heart disease or stroke or family history of blood clots
- have a history of migraine headaches
- have a personal history of active thrombophlebitis (inflammation of veins)
- smoke
- have a history of high blood pressure
- have history of kidney disease, asthma or epilepsy (seizures)
- have a history of bone disease (this includes certain metabolic conditions or cancers that can affect blood levels of calcium and phosphorus)
- have been diagnosed with diabetes
- have been diagnosed with porphyria (disease of blood pigments)
- have a history of high cholesterol or high triglycerides (a type of fat in the blood)
- have a history of depression
- have had a hysterectomy (surgical removal of the uterus)
- have been told that you have a condition called hereditary or acquired angioedema or if you have had episodes of rapid swelling of the hands, feet, face, lips, eyes, tongue, throat (airway blockage), or digestive tract
- have been diagnosed with lupus
- have been diagnosed with hearing loss due to otosclerosis
- have Hepatitis C virus (HCV)

**Other warnings you should know about:**

**Breast Cancer**

- The results of the WHI trial indicated an increased risk of breast cancer in postmenopausal women taking combined *estrogen plus progestin* compared to women taking placebo.
- The results of the WHI trial indicated no difference in the risk of breast cancer in postmenopausal women with prior hysterectomy taking *estrogen-alone* compared to women taking placebo.
- Estrogens should not be taken by women who have a personal history of breast cancer.
- In addition, women with a family history of breast cancer or women with a history of breast lumps, breast biopsies or abnormal mammograms (breast x-rays) should talk to their healthcare professional before starting HRT.
- Women should have a mammogram before starting HRT and at regular intervals during treatment as recommended by their healthcare professional.
- Regular breast exams by a healthcare professional and regular breast self-examinations are recommended for all women. You should review your technique for breast self-examination with your healthcare professional.

**Overgrowth of the lining of the uterus and cancer of the uterus**

- The use of *estrogen-alone* therapy by post-menopausal women who still have a uterus increases the risk of developing endometrial hyperplasia (overgrowth of the lining of the uterus), which increases the risk of endometrial cancer (cancer of the lining of the uterus).
- If you still have your uterus, you should take a progestin medication (another hormone drug) regularly for a certain number of days of each month to reduce the risk of endometrial hyperplasia.
- You should discuss progestin therapy and risk factors for endometrial hyperplasia and endometrial carcinoma with your healthcare professional. You should also tell your healthcare professional about any unexpected or unusual vaginal bleeding.
- If you have had your uterus removed, you are not at risk of developing endometrial hyperplasia or endometrial carcinoma. Progestin therapy is therefore not generally required in women who have had a hysterectomy.

### **Ovarian Cancer**

- In some studies the use of *estrogen-alone* therapy and *estrogen plus progestin* therapies for 5 or more years has been associated with an increased risk of ovarian cancer.

### **Heart Disease and Stroke**

- The results of the WHI trial indicated an increased risk of stroke and coronary heart disease in post-menopausal women taking combined *estrogen plus progestin* compared to women taking placebo.
- The results of the WHI trial indicated an increased risk of stroke, but no difference in the risk of coronary heart disease in post-menopausal women with prior hysterectomy taking *estrogen alone* compared to women taking placebo.

### **Abnormal Blood Clotting**

- The results of the WHI trial indicated an increased risk of blood clots in the lungs and large veins in post-menopausal women taking combined *estrogen plus progestin* compared to women taking placebo.
- The results of the WHI trial indicated an increased risk of blood clots in the large veins, but no difference in the risk of blood clots in the lungs, in post-menopausal women with prior hysterectomy taking *estrogen-alone* compared to women taking placebo.
- The risk of blood clots also increases with age, if you or a family member has had blood clots, if you smoke or if you are severely overweight. The risk of blood clots is also temporarily increased if you are immobilized for long periods of time and following major surgery. You should discuss risk factors for blood clots with your healthcare professional since blood clots can be life-threatening or cause serious disability.

### **Gallbladder Disease**

- The use of estrogen therapy by post-menopausal women has been associated with an increased-risk of gallbladder disease requiring surgery.

### **Dementia**

- The Women's Health Initiative Memory Study (WHIMS) was a sub-study of the WHI trial and indicated an increased risk of dementia (loss of memory and intellectual

function) in postmenopausal women age 65 and over taking oral combined *estrogen plus progestin* compared to women taking placebo.

- The WHIMS indicated no difference in the risk of dementia in post-menopausal women age 65 and over with prior hysterectomy taking oral *estrogen-alone* compared to women taking placebo.

### **Contact Sensitization**

- Products applied onto the skin may result in sensitization. Although it is extremely rare, skin sensitization may evolve into severe hypersensitivity (allergic) reaction with continued use of the gel.

### **Children**

- ESTROGEL can be accidentally transferred from the skin to other people.
- Do not allow others, especially children, to come into contact with the exposed area of your skin. If needed, cover the area, after the gel has dried.
- If a child comes in contact with the area of the skin where ESTROGEL was applied, wash the child's skin with soap and water as soon as possible.
- Young children who have been exposed to ESTROGEL may show signs of puberty that are not expected (for example breast budding). In most cases the symptoms will disappear when the child is no longer exposed.
- Talk to your healthcare professional if you see any signs or symptoms (such as breast development or other sexual changes) in a child that may have been exposed accidentally to ESTROGEL.

### **Blood Tests and Monitoring**

- ESTROGEL should be used only under the supervision of a healthcare professional.
- You will have regular follow-ups, at least once a year to check for side effects. Your first follow-up visit should be within 3 to 6 months of starting treatment. Your visit may include a blood pressure check, a breast exam, a Pap smear and pelvic exam. You should have a mammogram before starting treatment and at regular intervals as recommended by your healthcare professional.
- Your healthcare professional may also do blood tests. These will check your blood sugar levels, blood calcium, cholesterol and triglycerides and the health of your liver. They will decide when to do the tests and interpret the results.

**Tell your healthcare professional about all the medicines you take, including any drugs, vitamins, minerals, natural supplements or alternative medicines.**

### **The following may interact with ESTROGEL:**

- barbiturates, medicines that cause you to relax and feel drowsy, used to treat anxiety and insomnia among other conditions
- anticonvulsant medicines used to prevent seizures, such as hydantoins, phenobarbital, carbamazepine, phenytoin, lamotrigine
- meprobamate, a tranquilizer used to treat anxiety
- rifampin, used to treat bacterial infections like tuberculosis
- atorvastatin, used to lower cholesterol

- antibiotics used to treat bacterial infections
- aminoglutethimide, used to treat problems with the adrenal gland such as Cushing's syndrome or cancer
- some herbal products, such as St. John's wort, used to treat depression
- medicines used to treat diabetes, such as troglitazone used to treat Type 2 diabetes
- vitamin C (ascorbic acid)
- acetaminophen, used to treat pain and fever
- oral birth control containing ethinyl estradiol
- the hormone progestin
- medicines used to treat Hepatitis C virus (HCV), such as the combination regimen ombitasvir/paritaprevir/ritonavir with or without dasabuvir as well as a regimen with glecaprevir/pibrentasvir
- anticoagulants, medicines used to thin the blood and prevent blood clots
- medicines used to lower high blood pressure
- ESTROGEL might interfere with certain blood tests. Before you have any blood tests tell the healthcare professional that you are using ESTROGEL

### **How to take ESTROGEL:**

- ESTROGEL is for topical use only.
- ESTROGEL contains alcohol. It may cause a burning sensation if it is applied to damaged skin.
- ESTROGEL is flammable until it is dry.
- ESTROGEL does not stain and has no odour.
- Your healthcare professional will prescribe the dose of ESTROGEL that is right for you. After two months, once you have developed your technique for applying the gel, your healthcare professional will do a blood test to see how much estradiol is in your blood. They may adjust your dose up or down. Breast tenderness or bleeding are signs that the dose is too high. If your menopausal symptoms are not being controlled, your dose might be too low. Do not change your dose without talking to your healthcare professional.
- ESTROGEL is applied in cycles. You can use it on one of these schedules:
  - Each calendar month: Use it from day 1 to day 25.
  - Each 28-day cycle: Use it from day 1 to day 21.
- If your periods have stopped, or are irregular, you can start taking ESTROGEL at any time. If your symptoms are not controlled during the treatment free interval talk to your healthcare professional. They may recommend a continuous application of ESTROGEL.
- ESTROGEL can be applied in the morning or evening but preferably at about the same time each day.
- **Do NOT apply ESTROGEL:**
  - on the breasts
  - to the face
  - to irritated or damaged skin

### **Using the ESTROGEL Pump**

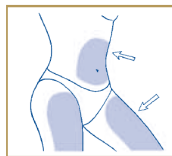
- 1. Remove the pump cover.**

## 2. Prime the pump.

- When you open a new pump, press on the pump once or twice in order to prime the pump.
- Discard these doses.

## 3. To get your dose.

- Wash and dry your hands and the areas of skin where you will apply the gel.
- Press firmly on the pump for one full pump actuation (pushing the pump all the way down).
- Collect the gel in one hand.
- Apply the gel over a large area of clean, dry skin (at least 2,000 cm<sup>2</sup>). This is about 4 times the size of your hand.
- Repeat the steps above, but apply the second amount of gel to a different part of your body.
- If you are applying ESTROGEL to your arms, use the opposite hand to apply the second amount of gel to the second arm.
- Allow the gel to dry for 2 minutes before covering the areas you have applied it with clothing.
- Always replace the pump cover after each use.



### Usual dose:

2.5 g of gel each day. To get this dose, take two full pump actuations. This means you push the pump all the way down twice.

### Overdose:

If you think you, or a person you are caring for, have taken too much ESTROGEL, contact a healthcare professional, hospital emergency department or regional poison control centre immediately, even if there are no symptoms.

When someone accidentally takes too much ESTROGEL, the following symptoms may happen: nausea, breast discomfort, fluid retention, abdominal cramps, headache, dizziness, bloating or vaginal bleeding in women.

**Missed Dose:**

If a dose of this medication has been missed, it should be taken as soon as possible. However, if it is almost time for the next dose, skip the missed dose and go back to the regular dosing schedule. Do not double dose. If you are not sure, talk to your healthcare professional.

**What are possible side effects from using ESTROGEL?**

These are not all the possible side effects you may have when taking ESTROGEL. If you experience any side effects not listed here, tell your healthcare professional.

Side effects may include:

- headaches
- breast tenderness/swelling
- water retention (bloating, swelling)
- nausea, vomiting, abdominal discomfort (cramps, pressure, pain)
- menstrual cramps
- vaginal itching/discharge
- pain during sexual intercourse
- change in sexual drive
- pain on urination or difficulty urinating
- premenstrual syndrome (PMS)
- brown, blotchy spots on exposed skin (also called mask of pregnancy)
- skin rash, tender red lumps or nodules or other skin reactions
- skin irritation where ESTROGEL has been applied
- loss of hair, excessive hair growth
- acne
- worsening of varicose veins (visible and bulging veins)
- nervousness, irritability
- fatigue, tiredness
- intolerance to contact lenses
- changes in appetite and body weight
- pain in the joints and muscles

<b>Serious side effects and what to do about them</b>			
<b>Symptom / effect</b>	<b>Talk to your healthcare professional</b>		<b>Stop taking drug and get immediate medical help</b>
	<b>Only if severe</b>	<b>In all cases</b>	
<b>COMMON</b>			
<b>Breast lump</b>		√	
<b>Unexpected vaginal bleeding:</b> bleeding or spotting between normal periods		√	
<b>UNCOMMON</b>			

<b>Migraine:</b> severe headache often accompanied by nausea, vomiting and sensitivity to light			√
<b>Stroke:</b> sudden severe headache or worsening of headache, vomiting, dizziness, fainting, disturbance of vision or speech, weakness or numbness in an arm, leg or face, sudden confusion, difficulty in walking or loss of balance or coordination			√
<b>RARE</b>			
<b>Myocardial infarction</b> (heart attack): pressure or squeezing pain between the shoulder blades, in the chest, jaw, left arm or upper abdomen, shortness of breath, dizziness, fatigue, light-headedness, clammy skin, sweating, indigestion, anxiety, feeling faint and possible irregular heartbeat			√
<b>Hypertension</b> (high blood pressure): shortness of breath, fatigue, dizziness or fainting, chest pain or pressure, swelling in your ankles and legs, blueish colour to your lips and skin, racing pulse or heart palpitations		√	
<b>Depression:</b> persistent sad mood, difficulty sleeping or sleeping too much, changes in appetite or weight, feelings of worthlessness, withdrawal from social situations	√		
<b>Liver problems:</b> yellowing of the skin or eyes (jaundice), right upper stomach pain or swelling, nausea or vomiting, unusual dark urine, unusual tiredness			√
<b>VERY RARE</b>			
<b>Endometrial hyperplasia</b> (overgrowth of the lining of the uterus): heavier and/or longer than normal periods, bleeding		√	



between periods, vaginal bleeding after menopause			
<b>Heart palpitations:</b> fast or irregular heartbeat, pounding heartbeat	√		
<b>UNKNOWN</b>			
<b>Deep vein thrombosis</b> (blood clot in the deep veins of the leg or arm): pain, swelling, leg or arm may be warm to the touch and may appear red			√
<b>Pulmonary embolism</b> (blood clot in the lung): sharp chest pain that may increase with deep breathing, cough, coughing blood, shortness of breath			√
<b>Blood clot in the eye:</b> sudden partial or complete loss of vision			√
<b>Gallbladder problems:</b> fever, nausea, vomiting, pain that radiates to your shoulder or back, severe pain in your upper right abdomen		√	

If you have a troublesome symptom or side effect that is not listed here or becomes bad enough to interfere with your daily activities, tell your healthcare professional.

<p><b>Reporting Side Effects</b></p> <p>You can report any suspected side effects associated with the use of health products to Health Canada by:</p> <ul style="list-style-type: none"> <li>• Visiting the Web page on Adverse Reaction Reporting (<a href="https://www.canada.ca/en/health-canada/services/drugs-health-products/medeffect-canada.html">https://www.canada.ca/en/health-canada/services/drugs-health-products/medeffect-canada.html</a>) for information on how to report online, by mail or by fax; or</li> <li>• Calling toll-free at 1-866-234-2345.</li> </ul> <p><i>NOTE: Contact your health professional if you need information about how to manage your side effects. The Canada Vigilance Program does not provide medical advice.</i></p>
--

**Storage:**

ESTROGEL should be stored with the pump cover on securely and at room temperature (15-30°C).

Keep out of reach and sight of children.

**If you want more information about ESTROGEL:**

- Talk to your healthcare professional
- Find the full product monograph that is prepared for healthcare professionals and includes this Patient Medication Information by visiting the Health Canada website <https://www.canada.ca/en/health-canada/services/drugs-health-products/drug-products/drug-product-database.html> or the Organon Canada website [www.organon.ca](http://www.organon.ca) or by calling Organon Canada at 1-844-820-5468.

This leaflet was prepared by Organon Canada Inc.

Last revised: MAR 06, 2024

® N.V. Organon. Used under license.

© 2023 Organon group of companies. All rights reserved.